

Mankato Symphony

Audition Materials (Timpani)

Tschaikovsky Romeo and Juliet Entire excerpt

Schuman Be Glad Then America Entire excerpt

Beethoven Symphony No. 7 Movement I Entire excerpt


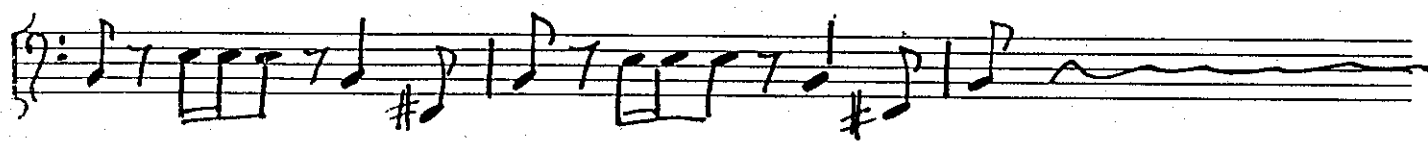
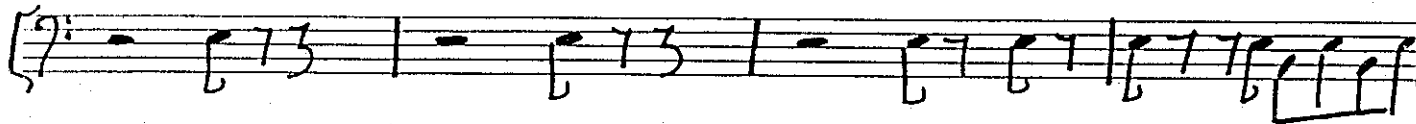
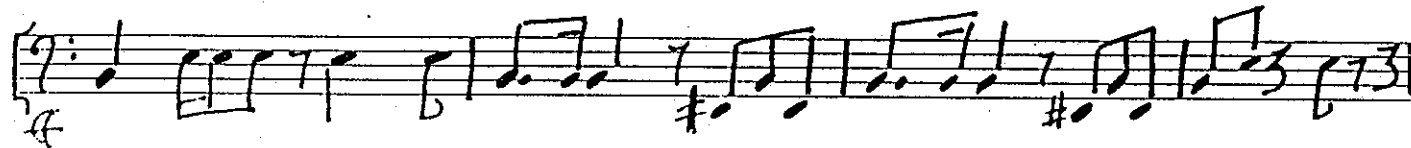
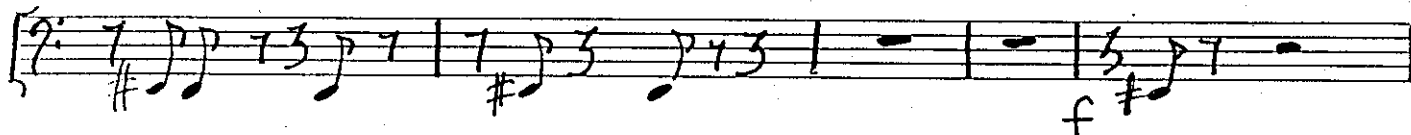
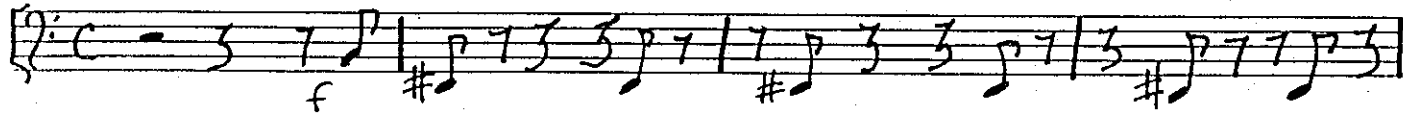
Strauss Death and Transfiguration Entire excerpt

Tschaikovsky Symphony No. 5 Movement I Entire excerpt

Romeo & Juliet

Tschaikowsky

2) Allegro giusto



Allegro Vivo (♩ = C. 160) Be Glad Then America Schuman

(110)

hard sticks

(115)

(120)

Musical staff 1: Bass clef, 2/4 time signature. Measures 110-115. Dynamics: fff. Includes a triplet of eighth notes in measure 115.

(125)

Musical staff 2: Bass clef, 2/4 time signature. Measures 120-125. Dynamics: fff. Includes a triplet of eighth notes in measure 125.

(130)

Musical staff 3: Bass clef, 2/4 time signature. Measures 125-130. Dynamics: mf. Includes a triplet of eighth notes in measure 130.

(135)

Musical staff 4: Bass clef, 2/4 time signature. Measures 130-135. Dynamics: mp. Includes a triplet of eighth notes in measure 135.

(140)

Musical staff 5: Bass clef, 2/4 time signature. Measures 135-140. Dynamics: p. Includes a triplet of eighth notes in measure 140.

(145)

Musical staff 6: Bass clef, 2/4 time signature. Measures 140-145. Dynamics: fff subito. Includes a triplet of eighth notes in measure 145.

(150)

Musical staff 7: Bass clef, 2/4 time signature. Measures 145-150. Dynamics: p subito. Includes a triplet of eighth notes in measure 150.

Vivace $\text{♩} = 104$

Beethoven

89



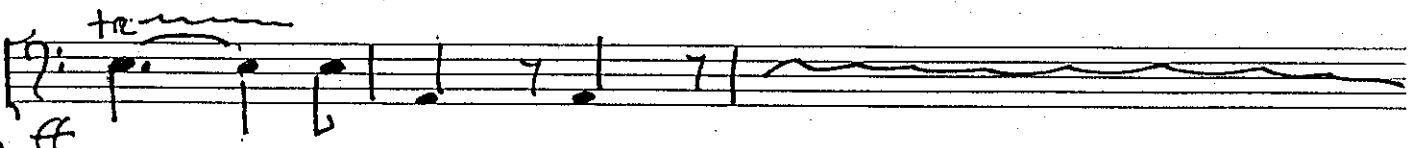
ff



100



p cresc.



tr

ff


315



pp sempre




cresc



ff

p



Death & Transfiguration

Final Measures.
sehr breit

R. Strauss

The musical score is written on six staves. The first four staves are for string instruments, and the last two are for piano. The notation includes various dynamics and articulation marks.

- Staff 1: *ff*
- Staff 2: *fff*
- Staff 3: *fff*
- Staff 4: *dim.*
- Staff 5: *p*, *p*, *pp*
- Staff 6: *pp*

④

ff *ff* *sempre ff*

p *ff* Timpani G muta in A cut to next line

⑫

pp *ff*

Timpani muta A in G, D in B, E in D cut to next line

ff

⑭

ff

p cresco. poco a poco

ff

ff Timpani muta B in H, D in E